

### ELECTRICAL DATA/INPUT :

Primary Nominal R.M.S. Current Ir(A)	Primary Current Measuring Range Ip(A) at Vcc=±15V	Part Name Type	Part Number
<b>50~300</b>	<b>±Ir*3(≤200A); 600A</b>	<b>DUCT0500~DUCT3000</b>	<b>CT022XXXXXX</b>
Vcc	Supply Voltage		±15V ±5%
Ic	Current Consumption		<20*2mA
Iis	R.M.S. Voltage for 3.5KVAC Isolation test, 50/60Hz, 1min		<10mA
Ris	Isolation Resistance at 500 VDC		>500Mohm

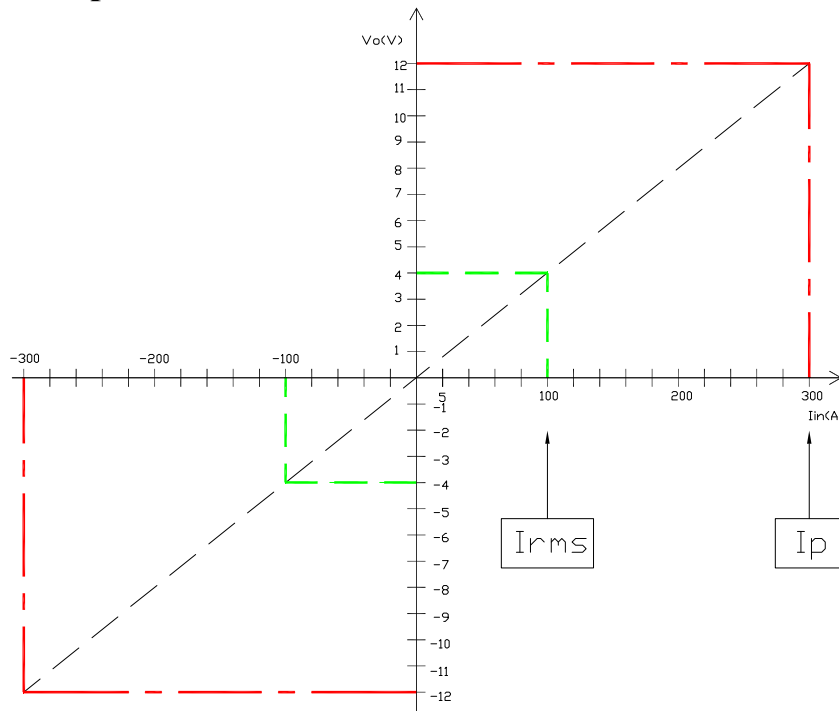
### ELECTRICAL DATA/OUTPUT


Vout	Output voltage at Ir , TA=25°C	4V±1%
Rout	Output Impedance	<150 ohm
RL	Load Resistor	>10Kohm
X	Accuracy at Ir , TA=25°C (without offset)	<±1%
EL	Linearity from 0 to Ir , TA=25°C	<±1%
Voe	Electrical Offset Voltage , TA=25°C	<±40mV
Vom	Magnetic Offset Voltage (Ir→0)	<±25mV
Vot	Thermal Drift of Offset Voltage	<±2.5mV/°C
T.C.	Thermal Drift (-10°C to 50°C)	<±0.1%/°C
Tr	Response Time to 90% of Ir(f=1KHz)	<5us
FB	Frequency Bandwidth (-3dB)	50KHz

### GENERAL DATA :

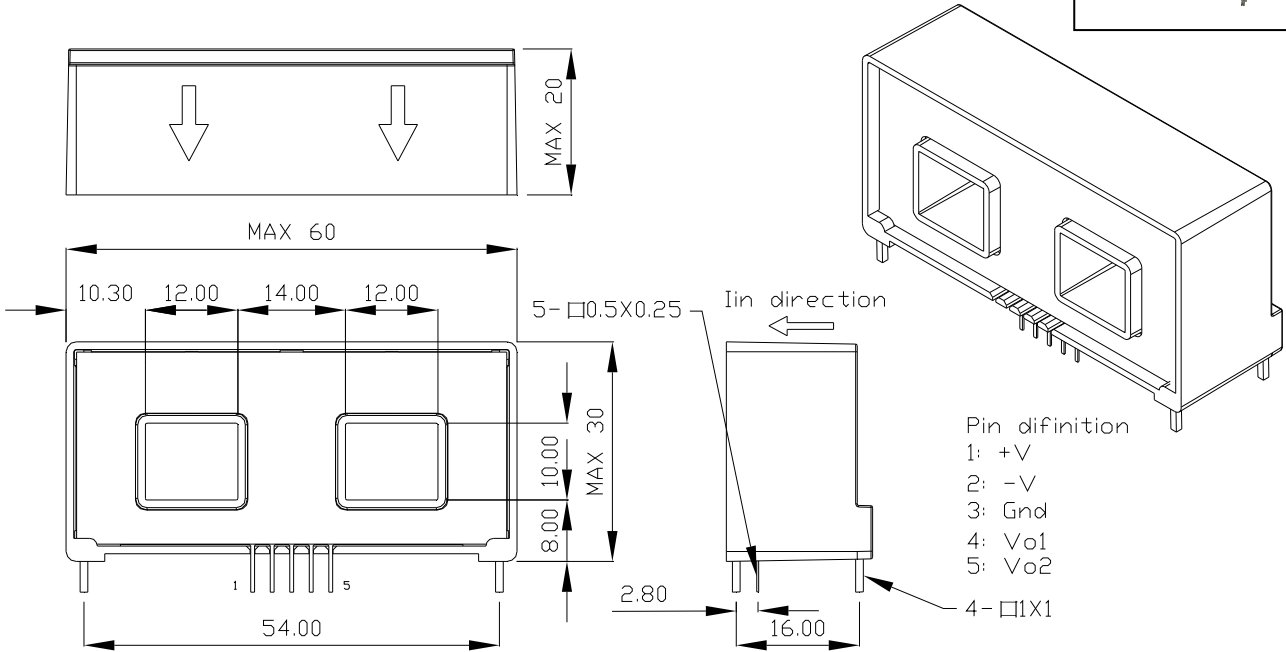
TA	Ambient Operating Temperature	-10 ~ +80°C
Ts	Ambient Storage Temperature	-25 ~ +85°C

**Output voltage v.s. Input current:** Ex: Irms=100A ; Ip=100\*3=300A, Vcc=±15V(Dual power)

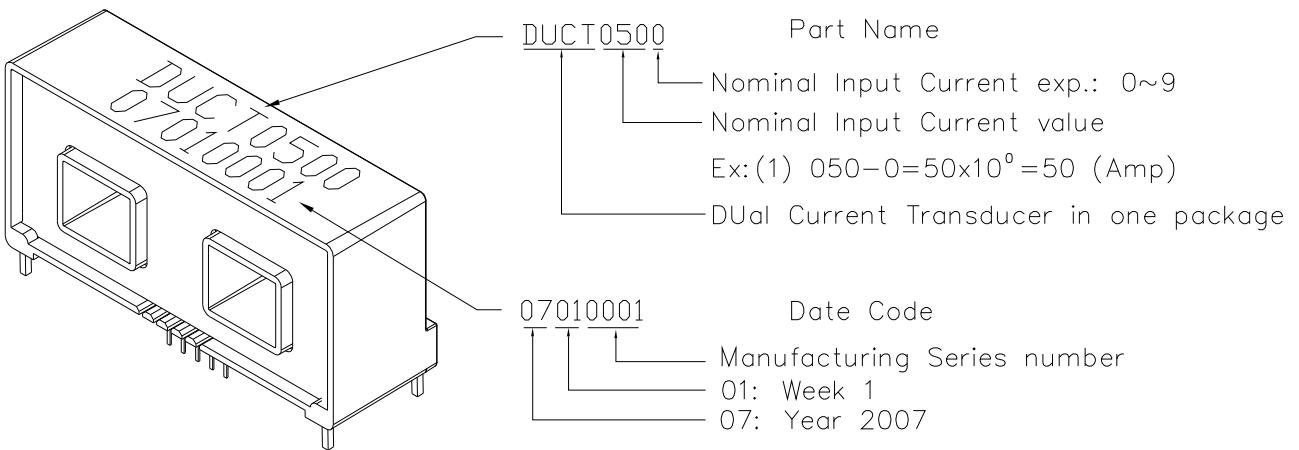




## Outline dimension & Pin definition (all tolerance:±0.5)



## Marking & Description



## Layout Recommend:

